


shraddha sanitation

Shop No. 1,2,3, Shahjadi Complex, Near Jawahar Nagar Police Station, Garkheda , Aurangabad - 431 005.
Tel :- 9594962773/ 9869435925, E - Mail - shraddhasanitation@gmail.com.
Mumbai Branch Office :- 301 - 14 Star C.H.S, Shastrinagar, Goregaon - West, Mumbai - 400062.





Dear Sir / Madam,

It is our esteemed pleasure to introduce you to our well equipped showroom in Aurangabad & branch office in Mumbai.

With our expertise, we are involved in offering our clients a wide array of Jacuzzi & Whirlpools, which are offered in varied shapes, sizes and colors. These are designed by an experienced team of designers, who hold in-depth expertise in designing these systems. Fabricated by following well defined quality standards, these offer exceptional performance at negligible maintenance cost. In this category, we have in store **Marble** Jacuzzi - Whirlpool, Luxurious Comfortable Pool, Bath Spa, Jacuzzi Tub, Luxurious Comfortable Spa and other allied products.

We deal in TILES / SANITARYWARE / MASSAGE BATH TUB / JACUZZI / SPA / SHOWER PANEL / CUBICAL / MULTYSYSTEM / STEAM / SAUNA / C.P. FITTINGS / C.P.V.C & U.P.V.C PIPES / FITNESS CLUB EQUIPMENTS.

We also provide services for the SPA / Bath tub / Jacuzzi / Sauna Room/ Steam units for Club House.

We also undertake Swimming Pool & Marble Jacuzzi / Civil Jacuzzi Contracts.

Our Esteemed Clients :- RELIANCE INDUSTRIES LTD (MUMBAI) / SHAPOORJI PALLONJI CO., LTD / HOTEL RAMA INTERNATIONAL / PALLAZZIO HOTELS & LEISURE LTD / HOTEL VITS / HOTEL AMARPREET / HOTEL MANASI / HOTEL YOGPALACE (SHIRDI) / BHONDVE FITNESS CLUB / MOTIWALA GROUP / GURUKRIPA INFRASTRUCTURES(NAVI MUMBAI)/ Hon. Chief Justice of High Court. Dr. Khanapure (Nanded), Adv. Mr. Kadethankar (Paithan).

We deal across India. If you have any requirement we will send our sales executive at your office for your valuable project analysis. looking forward to your response.

Thanks & Regards,
For Shraddha Sanitation

Ravi Khairnar (Partner)
9594962773

Steam Shower Cubicles



FEATURES: :- 001

Size : 1550 x 1550 X 2190mm

- FM Radio
- Hands Free Telephone
- Lights & Exhaust Fan
- Steam Generator
- Body Massage Jets
- Hand Shower Massage
- Dual Digital Panel
- Foot Massage
- Tempered Glass/Heavy Duty Acrylic Body
- Shampoo Rack/Towel Rod
- Luxury Massage Bathtub

Steam Shower Cubicle



- ❑ Size :- 1750 x 940 X 2200mm
- ❑ Hi-Fi Audio FM
- ❑ 3KW Steam Generator
- ❑ Hands Free Telephone
- ❑ Light & Exhaust Fan
- ❑ Body Massage Jets
- ❑ Hand Shower Massage
- ❑ Foot Massage
- ❑ Tempered Glass
- ❑ Heavy Duty
- ❑ Acrylic Body
- ❑ Shampoo Rack
- ❑ Towel Rod
- ❑ Massage Bathtub

Corner Steam Cubicle – 4.5'



Size : 0003:- 1300 x 1300 x 2180mm

- FM Radio
- Hands Free Telephone Lights
- Exhaust Fan
- Steam Generator Body Massage Jets
- Hand Shower Massage
- Dual Digital Panel
- Foot Massage
- Filmed Toughened Glass/Front Double Acting Door
- Silver Grey Board/Single Digital Panel
- Sanded Aluminum Annular Overhead Lamp
- Bathtub Water Filter/One Comfortable Pillow
- Deluxe Handgrip/2 Door Handle
- Hydraulic Massage

Corner Steam Cubicle – 5'



- ❑ Size : 1480 x 1480 X 200mm - Available in white color
- ❑ • Filmed Toughened Glass
- ❑ • Front Double Door
- ❑ • Silvery Grey Composite Board
- ❑ • Acid-Sanded Aluminum
- ❑ • F4 Computerized Control System
- ❑ • Annular Overhead Lamp
- ❑ • 3.5Kw Steam Generator
- ❑ • Overhead Shower Head
- ❑ • Moveable Hand Shower
- ❑ • Foot Sole Massage
- ❑ • Deluxe Handgrip
- ❑ • Hydraulic Massage
- ❑ • Aluminum Alloy Big Post
- ❑ • Chromium-Plated Door Handle

Corner Steam Shower Cubicle- 5'



- Size : 1495 × 1495 × 2180mm
- • White Box Body; Front Double Door
- • Toughened Glass Panel; Acid-sanded Aluminium
- • F18CII Computerized Control System;
- LED Overhead Lamp; Ventilator
- • Combined Overhead Showerhead; Movable
- Showerhead and Sprayers
- • Air Regulator; 3.5kW Steam Generator
- • Extra-big Mirror
- • Cascade Type Water Filter
- • Massage Function

Glass Steam Shower Room



- **LUXURY SHOWER ROOM**
- **FEATURES:**
- **Size : 1000 x 900 x 2180mm**
- • Hd Glasshouse Body Double to Open the Sliding Door
- • Glass, Matte Silver Aluminium and White Composite Tray
- • F18CI Computer Control Panel with LED Dome Light, with the Exhaust Function
- • Combined with Top Shower; Spray Nozzle Function; Chrome Door Handle
- • 3.5kW Steam Generator; Chrome Odor to Water Heater
- • New Folding Stool
- • Compartment Inside the Glass

Steam & Sauna Cubicle



Corner Steam Rooms



Corner Shower Cubicle



Shower Cubicle



Size : 1200 X 800 X 2000mm

- 6mm Toughened Glass
- Front Single Door
- Novel H-1085 Door Handle
- Standard Sanded Silver Colour Frame
- Standard Clear Glass Panel
- Chrome Plated Roller Directly
- Rolling on Door Frame
- 6mm Toughened Glass Panel
- Single Rotary Door
- Novel H - 82 Door Handle
- Bottom Tray Of Adjustable Height
- & Levelness
- Standard Matte Silver Color

Shower Cubicle / Enclosure



Double Seater Massage Bath Tub



- Size : 1850 x 1200 x 670mm
- • Bubble Bath
- • Multi-Speed Hand Shower
- • Luxurious Pillow
- • Anti-Slip Floor
- • Water Temperature Controller
- • Digital Control Panel
- • Remote Control
- • 1 Air Pump; 1 Water Pump (For Hydro Massage)
- • Heavy Duty Acrylic Body
- • Water Lighting

Corner Massage Bath Tub.



- ▣ **Size : 1520 x 1520 x 620 mm**
- ▣ • Hydro Massage Bath
- ▣ • Multi-speed hand shower
- ▣ • Luxurious pillow
- ▣ • Elegantly designed water intake
- ▣ • Anti-slip floor
- ▣ • FM broadcasting
- ▣ • Bubble bath
- ▣ • Ozone sterilization
- ▣ • Water lighting
- ▣ • Remote Control

Massage Bath Tub



- Size : 1820 × 1820 X 650mm
- • Built-in DVD Player +TV Screen & Mini Cooler
- • Bubble bath
- • Whirlpool bath
- • Multi-speed hand shower
- • Luxurious pillow
- • Anti slip floor
- • FM broadcasting
- • Built-in Heater & water temperature controller
- • 1 Air Pump 2 Water Pump (for Hydro Massage)
- • Remote Contro

Free Standing Massage Bath Tub



- ▣ Size: 1730 x 800 X 840mm
- ▣ • Hydro-Massage System
- ▣ • Water Shortage Protection
- ▣ • Shower and Faucet

Round Massage Bath Tub



- Size : 1800 x 760mm**
- Elastic air bubble massage
 - Air bubble adjustable
 - LED moon halo color lamp
 - Wireless remote control
 - Rectangular high-flow overflow
 - Bathtub body of seamless-jointed

Designers Jacuzzi Bath Tubs



Designer Jacuzzi Bath Tubs



Designer Jacuzzi Bath Tubs



Steam Bath Generators



Steam bath



The steam bath is a totally different form of bathing. A steam generator located outside the steam room it self-produces clouds of soothing steam in which to bathe. The 100% humidity means that, for most people, the bathing temperature is most comfortable at around 40-45 c. Steam bathing is an excellent treatment for respiratory problems, pain relief, grants better immunity, it enhances the detoxifying capacity of the skin by opening pores and flushing impurities from the body; it revives tired and strained muscles after physical exertion. You will discover that a steam bath ahead of bedtime is an excellent method of promoting a deep restful sleep.



HP-SG-1602 white(m.s)/stainless steel

Temperature / Timer controller for Steam Bath (Steam Controller A)

1. Fully Automatic operation.
2. Set time up to 99 min and temperature up to 99 °C.
3. Feather touch keys for user friendly and elegant operation.
4. Cool green colored seven segment displays to indicate time and room temperature.
5. Water level, Heater status indication on front panel.
6. Dry run protection to protect heater and solenoid.
7. Drain facility with press of one key. Automatically turns of after 5 min.
8. Advanced microcontroller based design for accurate measurements.
9. Fault indications like heater fault, sensor fault,
10. Heater short circuit protection.
11. continuous flow of steam.


Water Level controller for Steam boiler

1. Advanced microcontroller based design for faster and accurate control.
2. AC voltage is used for sensing of water level which avoids deposition on sensing electrodes and ensures accurate sensing of electrodes.
3. Settable timer to avoid hunting of relay and continuous steam operation.

Temperature / Timer controller for Steam Bath (Steam Controller B)

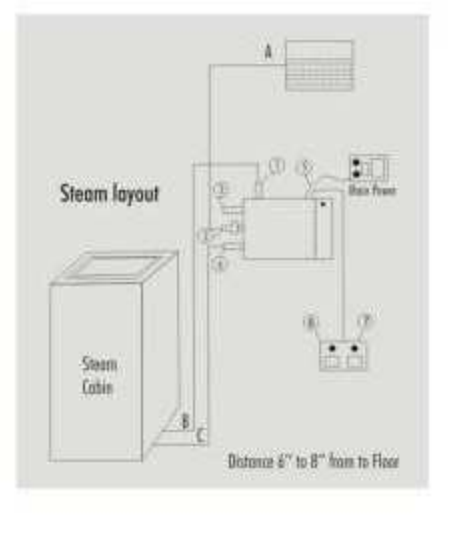
- Power On/off
- Timer
- Temperatures
- Fan & Light
- Start Steam

Steam Lights



TECHNICAL DATA

KW Rating	Max Recommended Room Volume Cu. ft	Supply Voltage (V), 50Hz	Phase	MCB		Wire Size mm ²	H.P.SG.-1601	H.P.SG.-1602
				Amps Rating	Type		Dimension L x W x H	Dimension L x W x H
4.5	80-100	230	Single	32 A	DP	4	22" x 6" 15"	18" x 6" 15"
6	120-140	230	Single	40 A	DP	4	22" x 6" 15"	18" x 6" 15"
9	180-200	415	Three	40 A	TPN	4	25" x 9" 16"	18" x 9" 15"
12	240-270	415	Three	63 A	TPN	6	25" x 9" 16"	18" x 9" 15"
15	300-330	415	Three	63 A	TPN	6	25" x 18" 16"	18" x 13" 15"
18	300-400	415	Three	80 A	TPN	6	25" x 18" 16"	18" x 13" 15"



SAUNA ROOM / CABIN



Size : 1200 x 1200 X 2180mm

- Top Light
- Sand Clock
- Thermometer
- Digital Panel
- Barrel
- Wooden Scoop
- Wooden Towel Rack
- Tempered Glass Door
- Wooden Door Handle
- Pine Wood Sauna Body
- Sauna Machine
- Explosion - Proof Lamp


Sauna room Cabin



- ▣ Size : 1100 X 1100 X 2180mm
- ▣ • Top Light
- ▣ • Sand Clock
- ▣ • Thermometer
- ▣ • Digital Panel
- ▣ • Barrel
- ▣ • Wooden Scoop
- ▣ • Wooden Towel Rack
- ▣ • Tempered Glass Door
- ▣ • Wooden Door Handle
- ▣ • Pine Wood Sauna Body
- ▣ • Sauna Machine
- ▣ • Explosion - Proof Lamp

Sauna Rooms





Sauna Bath



'Re-created', best describes what the refreshed mind feels from the blissful sauna experience:
Soothing the mind and body, a sauna; increases blood flow circulation bringing nutrients to subcutaneous and surface tissue resulting in a glowing healthy skin, regulates metabolism, promotes the natural healing process eventuating quicker recoveries from fatigue and injury etc.
Likewise, granting the pleasure of stretching out, relaxing and completely cleansing yourself.

Customise Sauna with Accessories & Technical Data



Stove



Bucket



Timer




Sauna Thermo Hygrometer-01




Sauna Thermo Hygrometer-02



Nordic White Spruce




Western Red Cedar



All-Heart Redwood



Aspen



Vertical Grain Hemlock

TECHNICAL DATA

KW Rating	Max Recommended Room Volume Cu. ft	Supply Voltage (V), 50Hz	Phase	MCB		Wire Size mm ²	Dimension
				Amps Rating	Type		
4.5	135 - 150	230	Single	32 A	DP	4	15" x 10" x 20"
6	180 - 200	230	Single	40 A	DP	4	15" x 10" x 20"
9	270 - 300	415	Three	40 A	TPN	4	15" x 10" x 20"
12	370 - 400	415	Three	50A	TPN	6	15" x 15" x 20"
15	450 - 500	415	Three	63A	TPN	6	15" x 15" x 20"
18	550 - 600	415	Three	80A	TPN	6	20" x 20" x 20"

Indian Bath Tub 6' x 3'



- **Size: 1800 X 900 X 770 mm**
- Rectangular Bath Tub with Front Panel and one Side Panel complete with
- Whirlpool System equipped with 6 Big and 6
- Small Massage Jets Powered by 1 HP
- Whirlpool Motor, 8 Led Bubble Bath Jets with
- Separate Motor, Bath Tub Filler with Multi
- flow Hand Shower, FM Radio, Pool Light,
- Feather Touch Digital Control Panel

Spa Bath Tub For 4 Seater (6' x 5' x 2.5')



- ❑ Jacuzzi bath Pump 1.5 H.P 3 Pcs. With 12 big jets for back massage
- ❑ and 6 jets for leg massage.
- ❑ Under Water Light 3 pcs.
- ❑ Bath Tubs Filler 1pcs.
- ❑ Over flow Greeting.
- ❑ Pup up Waste.
- ❑ S.S Stand.
- ❑ Four Side wooden Panel.

Indian Spa Bath Tub For 4 Seater (6' x 5' x 2.5')



- ❑ Jacuzzi bath Pump 1.5 H.P 3 Pcs. With 12 big jets for back massage and 6 jets for leg massage.
- ❑ Under Water Light 3 pcs.
- ❑ Bath Tubs Filler 1pcs.
- ❑ Over flow Greeting.
- ❑ Pop up Waste.
- ❑ S.S Stand.
- ❑ Four Side wooden Panel.

Spa Round For 6 Seater (8 ' Round x 3')



- ❑ Jacuzzi pump 1.5H.P 3pcs, 2H.P 1pcs
- ❑ 18 Big jet 12 Micro jet.
- ❑ Bubble Bath 1H.P Air Blower With 20 Jet.
- ❑ Under Water Light 3 Pcs.
- ❑ Bath Filler
- ❑ Drain Greeting.
- ❑ Pop UP Waste.
- ❑ S.S. Stand.
- ❑ Round wooden Panelling.

Jacczzi Spa for 6 person Size:- 7.5' x 7.5' x 2.5'



- Jacuzzi pump 1.5H.P 1pcs, 2H.P 1pcs, 10 Big jet 12 Micro jet.
Bubble Bath 1H.P Air Blower With 20 Air Jet. Filter plant With 1 H.P Pump 1Pcs., Under Water Light 3 Pcs.
Online Heater 4.5 K.W.(optional). Bath Filler,. Drain Greeting. Pup UP Waste. S.S. Stand, Air Reguletor 4 pcs. Gate Valve 6 pcs

Jaccuzzi Kit / Spares



Whirlpool Jet-A



Whirlpool Jet-B



Whirlpool Jet-C



Bubbal Bath Jet-A



Bubbal Bath Jet-B



Bubbal Bath Jet-C



Bath tubs Pop-up waste over flow



Elbow



Under water Light-A



Under water Light-B



Pump Compling Set



Head rest-A



Head rest-B



Head rest-C



Presser Controler



Bubbal Bath Air Distebuter



Micro Jet



Micro jet Distebuter



Over Flow System



Bath Tubs Filer-A



Bath Tubs Filer-B



Push button & Air regulator(ABS)



Puse Button



Jacuzzi Control Panel



Whirlpool Pump



Whirlpool Pump
Inbuilt Online Heater



Air blower-A



Air blower-B

Water Fall Jacuzzi Bath Tub



MODEL : LOVE

SIZE:- 1880L x 1770B x 595D, 695 H (mm)

FEATURES:

- 1 Hot & cold mixer with diverter
- 2 Hand Shower
- 3 Diverter For Hand shower and water filler
- 4 Water drain with popup & over flow
- 5 Designer pillow
- 6 Electronic control panel with remote
- 7 Bath tub filler
- 4 6pcs big hydro-massage jets
- 5 16 air therapy jets with chroma light
- 6 Hydro massage pump 2 HP
- 7 11 spinal jets for back massage
- 8 1HP pump for water fall & neck water fall
- 9 Air blower pump for air massage
- 10 Big waterfall two side under the marble top
- 11 Turbojet 2pcs
- 12 FM radio
- 13 Speaker
- 14 Ozonizer

HIGHLIGHTS:

- 1 Neck waterfall 2pcs
- 2 Full Marble top
- 3 Chroma light under the waterfall 18 pcs

Waterfall Jacuzzi Bath Tub With T.V



MODEL : SEA

SIZE-- 1880L , 1420B, 595D, 695H (mm)

FEATURES :

- | | |
|--|---|
| 1. Hot & cold mixer with diverter | 4. 6pcs big hydro massage jets |
| 2. Hand shower | 5. 16 air therapy jets with chroma light |
| 3. Diverter for hand shower and water filler | 6. Hydro massage pump 2 HP |
| 4. Water drain with popup & over flow | 7. 11spinal jets for back massage |
| 5. Designer pillow | 8. 1HP pump for water fall & neck water fall |
| 6. Electronic control panel with remote | 9. Air blower pump for air massage |
| 7. Bath tub filler | 10. Big waterfall two side under the marble top |

HIGHLIGHTS :

- | | |
|--|-------------------|
| 1. Neck waterfall, 2pcs | 11. Turbojet 2pcs |
| 2. Full Marble top | 12. FM radio |
| 3. chroma light under the waterfall 18 pcs | 13. Speaker |
| | 14. Ozonizer |

on.com

Plain Bath Tub Size 4.5 x 2.5 ,5' x 2.5', 5.5 x 2.5



01 Whirlpools System/Jacuzzi

02

Hydrotherapeutic Massages stimulates blood circulation, relieves fatigue and tones.

Our whirl pool system converts any previously installed bathtub into a luxurious whirlpool making installations inside the tub walls a quick and simple procedure. When the retrofitting is complete, the tub looks and performs as if it had been originally installed as a factory whirlpool unit.

The big benefit of having an indoor Jacuzzi versus an outdoor Jacuzzi is that you will be able to use it more frequently. You can always use an indoor Jacuzzi regardless of what the weather outside.

Another benefit of using an indoor Jacuzzi is that it is safer. You are in the comfort of your own home and you do not have to worry about anything going on outside while you are relaxing.

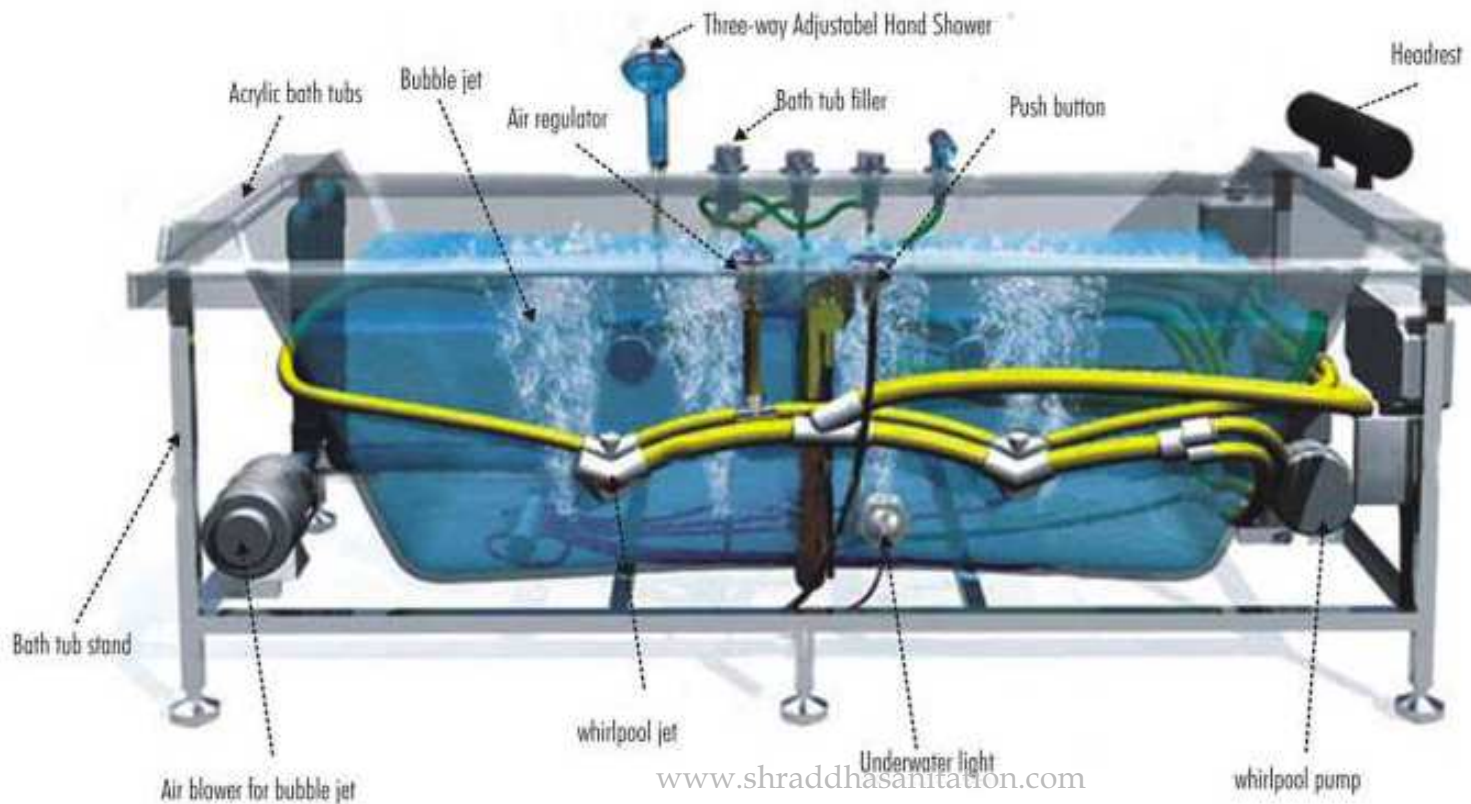
Hydro therapeutic massage stimulates blood circulation, relieves fatigue and tones muscles

Standard Whirl Pool Kit

- One Pump 1 H.P. Or 1.5 H.P.
- Six Whirlpool Jet Sets
- One Push Button
- One Pressure Control
- One Section Fitting

Optional

- Bubble Bath Jet With Air Blower
- Under Water Light
- Micro Jet Set 2 pcs.
- Whirl Pool Pump With Online Heater
- Online Heater
- Head Rest
- Bath Tub Filler - Spout, Head Shower, Divrtor
- Bath Tubs Pop-up waste Over Flow



Slide 38

o1 Shraddha Sanitationn, 04/02/2015

o2 Shraddha Sanitationn, 04/02/2015

6' Jacuzzi Round Bath Tub



- ▣ Bath Tub. With S.S. Stand. Jacuzzi Whirlpool Pump 1.5 H.P. with 6Jet. Bubble Bath With Air Blower. Bath Tub Filler Set. Under Water light. Pop-Up Waste With Over Flow.F.M Kit. With Control Panel.

Double Seater Massage Bath Tub 6' x 4'



- ▣ Indian Bath Tub. Front Panel. Side Panel. S.S. Stand. Jacuzzi Whirlpool Pump 1.5 H.P. with 6 Jet. Bubble Bath With Air Blower. Bath Tub Filler Set. Under Water light. . Pop-Up Waste With Over Flow. F.M Kit. With Control Panel. Head Rest.

Corner Jacuzzi Bath Tub – 5'



- ▣ Bath Tub. Front Panel.
S.S. Stand. Jacuzzi Whirlpool Pump 1.5 H.P. with 6Jet. Bubble Bath With Air Blower. Bath Tub Filler Set. Under Water light. Pup-Up Waste With Over Flow. F.M Kit. With Control Panel.

Corner Bath Tubs



- ❑ Acrylic Corner Twin Seater Bath Tub with
- ❑ Front Panel, complete with Whirlpool System
- ❑ equipped with Six Massage Jets Powered by 1
- ❑ HP Whirlpool Motor, Bath Tub Filler with
- ❑ Multi flow Hand Shower, Pool Light, Water
- ❑ Level Sensor, Earth Leakage Protector and
- ❑ Feather Touch Digital Control Panel.

Corner Bath Tub



- Size 1350 X 1350 X 630mm
- Acrylic Corner Twin Seater Bath Tub with Front Panel, complete with Whirlpool System
- equipped with 5 Big and 3 Small Massage Jets
- Powered by 1 HP Whirlpool Motor, Bath Tub
- Filler with Multi flow Hand Shower, Pool
- Light, Water Level Sensor, Earth Leakage Protector and Feather Touch Digital Control Panel

Jaccuzzi Massage Bath Tub - 6' x 3'



- ▣ Bath Tub. Front Panel. Side Panel. S.S. Stand. Jacuzzi Whirlpool Pump 1.5 H.P. with 6 Jet. Bubble Bath With Air Blower. Bath Tub Filler Set. Under Water light. Pup-Up Waste With Over Flow. F.M Kit. With Control Panel. 11 No. 1 Head Rest.

SPA / JACCUZZI




- Size 2100*1520*810MM
- Control system USA Balboa GS100)
- Water pump 3HP
- Heater 3KW
- USA Ozone 1pc
- Total jets 28pcs
- 3'' jets 10pcs
- 2.5'' jets 6pcs
- 2'' jets 12pcs
- Colorful LED lights(20pc)
- Cover
- Two-step Classic PS Ladder
- Heat insulation on tub body
- Heat insulation on skirt
- *

Jaccuzzi / Spa 3371A (3 PERSON)



- Size 2100*1580*800MM
- Control system USA Balboa GS100)
- Water pump 2HP
- Heater 2KW
- USA Ozone 1pc
- Total jets 22pcs
- 3'' jets 4pcs
- 2'' jets 18pcs
- (3 PERSON)is a special outdoor massage spa designed for economical requirements ,employing a small space in your house, modern outlooking with fantastic options like Speaker ,Fountain lights, Aroma....giving you most enjoyable spa in romantic days and nights!

3315 (6 person spa)



- **Specifications: 2000*2000*950mm**
- Water pump (2HP):2 pc
- Filter pump(0.5HP):1pc
- Air pump(500W):1pc
- Paper element filter:1pc
- USA Ozone-sterilization:1pc
- USA Heater(3KW):1pc
- Pillow:3pcs
- Plastic skirt:1set
- USA Balboa Control panel (GS523) :1pc
- **Total jets : 58 pcs**
- 3 inch jets:6pcs
- 2.5 inch jets:2pcs
- 2 inch jets: 29 pcs
- Air jets:21pcs
- Bottom light(3W):1pc
- Water pipe & valve:1batch
- Outlet valve switch at skirt: 1pc

Jaccuzzi / Spa's



6 Person Seating Lounger Spa



- ❑ Size :- 2880x2200x980
- ❑ Water Pump(220V, 2HP) : 2 pcs
- ❑ Circulation Pump (220V, 1.5HP) : 1 pc
- ❑ Air Pump (220V, 1HP) : 1 pc
- ❑ Heater (220V, 3KW) : 1 pc
- ❑ Ozonier : 1 pc
- ❑ Computer Control Panel : 1 pc
- ❑ Filtration System : 1 set
- ❑ Pillows : 6 pcs
- ❑ Skirting/Hem : 1 set

Jaccuzzi :- 2300x2300x960 Acryl (Fibre Glass Ocean Blue, White - 6 Reinforcement) and other choices
Seating persons – 5, 1 lying



- Water Pump(220V, 2HP) : 2 pcs
- Circulation Pump (220V, 1.5HP) : 1 pc
- Air Pump (220V, 1HP) : 1 pc
- Heater (220V, 3KW) : 1 pc
- Underwater LED Light : 1 pc
- Ozonier : 1 pc
- Computer Control Panel : 1 pc
- Filtration System : 1 set
- Pillows : 4 pcs
- Skirting/Hem : 1 set